



ASSOCIATION OF CARIBBEAN STATES
Tourism Statistics
1995 – 2002

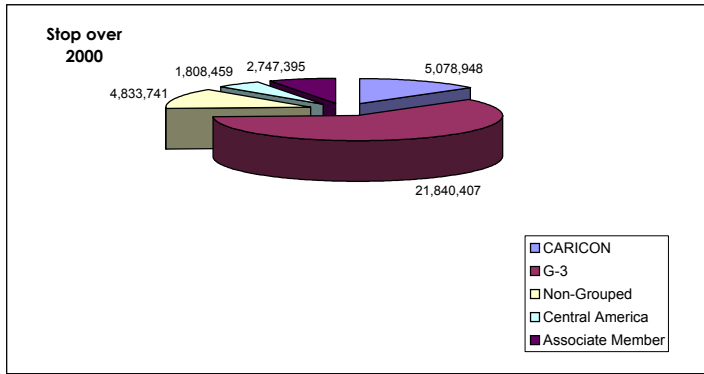
Updated: June 2003

TOTAL NUMBER OF VISITORS

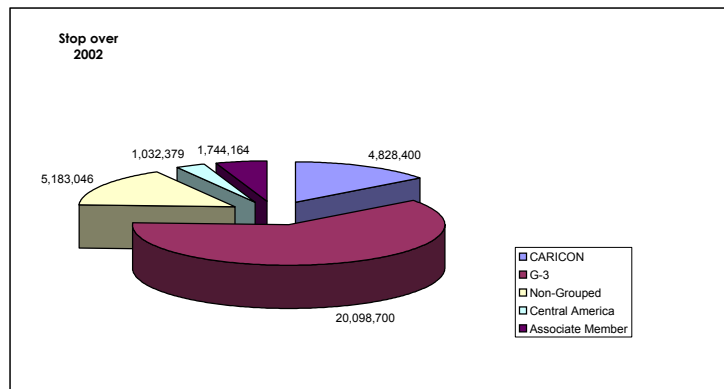
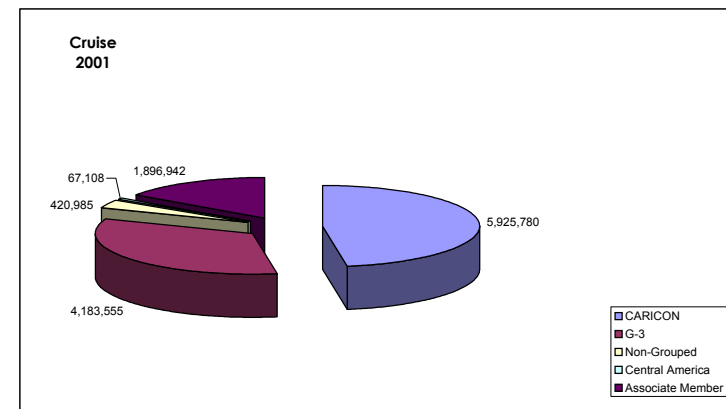
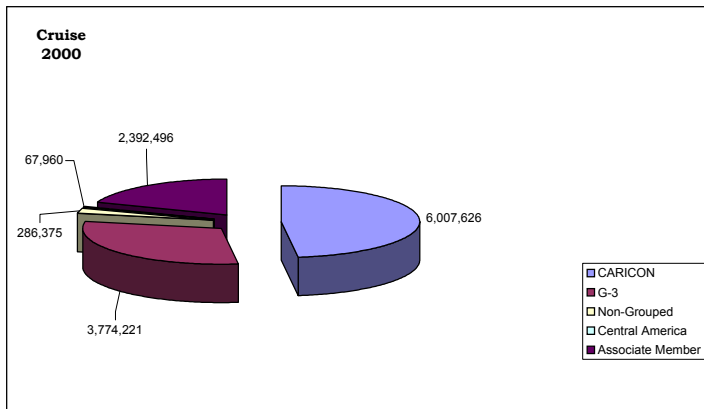
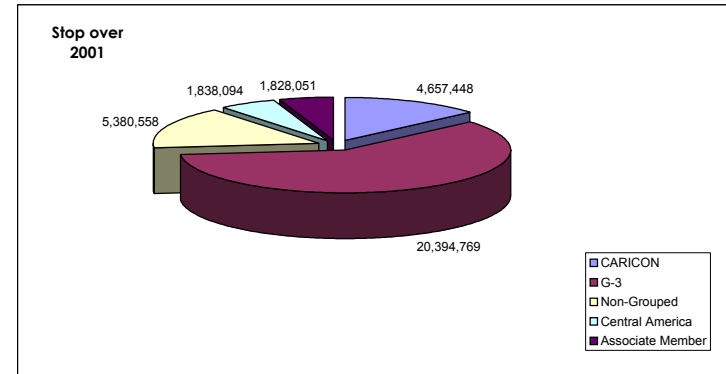
Actualizada a Junio 2003

	2000			2001			2002			
VISITOR ARRIVALS	Stop over	Cruise	TOTAL	Stop over	Cruise	TOTAL	Period	Stop over	Period	Cruise
CARICON										
Antigua and Barbuda	206,871	429,406	636,277	193,176	408,812	601,988	2002	198,084	2002	312,241
The Bahamas	1,596,160	2,512,626	4,108,786	1,428,209	2,551,673	3,979,882	2002	1,686,430	2002	2,802,112
Barbados	544,696	533,278	1,077,974	507,078	527,597	1,034,675	2002	497,899	2002	523,253
Belize	195,596	58,130	253,726	195,956	48,116	244,072	2002	153,555	2002	319,690
Dominica	69,598	239,796	309,394	66,393	207,627	274,020				
Grenada	128,864	180,305	309,169	123,351	147,381	270,732	2002	132,416	2002	350,061
Guyana	84,879	n.a	84,879	95,148	n.a	95,148	Jan-Oct	87,878	n.a	0
Haiti	140,492	304,516	445,008	n.a	263,275	263,275	Jan-Sep	108,868	Jan-Sep	265,607
Jamaica	1,322,690	907,611	2,230,301	1,276,516	840,337	2,116,853	2002	1,266,366	2002	865,419
St. Kitts & Nevis	73,149	164,100	237,249	74,227	279,284	353,511	n.a	n.a	n.a	n.a
St. Lucia	269,850	11,075	280,925	250,132	9,105	259,237	2002	253,463	2002	n.a.
St. Vincent & the Grenadines	72,894	86,247	159,141	70,686	76,494	147,180	Jan-Jul	77,631	Jan-Jul	70,314
Suriname	57,700	n.a	57,700	n.a	n.a	0	n.a	0	n.a	0
Trinidad & Tobago	299,957	104,061	404,018	383,301	82,272	465,573	2002	369,196	2002	75,166
TOTAL	5,078,948	6,007,626	11,086,574	4,657,448	5,925,780	10,583,228		4,828,400		5,756,043
G-3										
Colombia	730,000	172,390	902,390	n.a	170,912	170,912	n.a	n.a	n.a	n.a
Mexico	20,641,360	3,467,000	24,108,360	19,810,370	3,805,390	23,615,760	2002	19,667,700	2002	5,315,500
Venezuela	469,047	134,831	603,878	584,399	207,253	791,652	2002	431,000	2002	233,000
TOTAL	21,840,407	3,774,221	25,614,628	20,394,769	4,183,555	24,578,324		20,098,700		5,548,500
Non-Grouped										
Cuba	1,773,986	n.a	1,773,986	1,774,541	n.a	1,774,541	2002	1,685,231	n.a	n.a
Dominican Republic	2,459,586	183,220	2,642,806	2,868,915	211,433	3,080,348	2002	2,811,389	Jun-May	246,992
Panama	600,169	103,155	703,324	737,102	209,552	946,654	n.a	686,426	n.a	n.a
TOTAL	4,833,741	286,375	5,120,116	5,380,558	420,985	5,801,543		5,183,046		246,992
Central America										
Costa Rica	800,795	23,449	824,244	812,022	11,553	823,575	n.a	0	n.a	0
El Salvador	233,627	4,944	238,571	223,910	5,848	229,758	Jan-Jul	252,689	Jan-Jul	4,861
Guatemala	365,835	9,883	375,718	400,529	15,078	415,607	2002	400,529	2002	15,078
Honduras	236,534	13,001	249,535	229,807	17,275	247,082	2002	209,824	2002	19,967
Nicaragua	171,668	16,683	188,351	171,826	17,354	189,180	2002	169,337	2002	22,477
TOTAL	1,808,459	67,960	1,876,419	1,838,094	67,108	1,905,202		1,032,379		62,383
Associate Member										
Aruba	721,224	490,005	1,211,229	691,419	487,296	1,178,715	2002	642,627	2002	582,195
France - Guadeloupe	807,040	392,318	1,199,358	n.a	n.a	0	n.a	n.a	n.a	n.a
France - Martinique	526,290	290,097	816,387	460,383	201,271	661,654	2002	447,891	2002	207,374
France - French Guyana	n.a	n.a	0	n.a	n.a	0	n.a	0	n.a	0
Netherlands Antilles	692,841	1,220,076	1,912,917	676,249	1,208,375	1,884,624	Jan-Jun	653,646	Jan-Jun	1,107,009
TOTAL	2,747,395	2,392,496	5,139,891	1,828,051	1,896,942	3,724,993		1,744,164		1,896,578
Anfillas Neerlandesas										
Países	Stop over	Cruise	TOTAL	Stop over	Cruise	TOTAL	Period	Stop over	Period	Cruise
Bonaire	51,269	43,477	94,746	50,395	40,485	90,880	Jan-Oct	41,216	Jan-Oct	29,131
Curacao	191,230	308,281	499,511	204,603	300,138	504,741	2002	217,963	2002	318,378
Saba	9,120	n.a	9,120	9,005	n.a	9,005	Jan-Nov	9,683	n.a	n.a
S. Estaquio	8,930	n.a	8,930	9,597	n.a	9,597	Jan-Jun	4,483	n.a	0
St. Maaten	432,292	868,318	1,300,610	402,649	867,752	1,270,401	2002	380,301	Jan-Sep	759,500
GRAND TOTAL	36,308,950	12,528,678	48,837,628	34,098,920	12,494,370	46,593,290		32,886,689		13,510,496

Tourism 2000



Tourism 2001



TOTAL NUMBER OF VISITORS (STAY OVER)

VISITOR ARRIVALS

Caricom

	1995	1996	1997	1998	1999	2000	2001	2002
Antigua and Barbuda	220,000	202,433	211,444	203,958	207,862	206,871	193,176	198,084
The Bahamas	1,598,100	1,632,105	1,617,595	1,527,707	1,577,068	1,596,160	1,428,209	1,686,430
Barbados	442,107	447,083	472,290	512,397	514,614	544,696	507,078	497,899
Belize	n.a	132,800	145,900	176,100	180,800	195,596	195,956	153,555
Dominica	60,471	63,259	65,446	65,501	73,506	69,598	66,393	67,108
Grenada	108,007	108,231	110,748	115,794	125,289	128,864	123,351	132,416
Guyana	105,536	91,972	75,737	65,805	57,467	84,879	95,148	87,878
Haiti	145,400	150,147	148,735	146,837	143,085	140,492	n.a	108,868
Jamaica	1,147,001	1,162,499	1,192,194	1,225,287	1,248,397	1,322,690	1,276,516	1,266,366
St. Kitts & Nevis	78,900	84,200	88,300	93,200	84,000	73,149	74,227	n.a
St. Lucia	231,259	235,659	248,406	252,237	263,793	269,850	250,132	253,463
St. Vincent & the Grenadines	60,200	57,900	65,100	67,200	68,300	72,894	70,686	77,631
Suriname	43,400	53,200	61,400	54,600	57,300	57,700	n.a	0
Trinidad & Tobago	259,800	265,900	324,300	347,700	358,800	299,957	383,301	369,196
TOTAL	4,440,736	4,688,554	4,820,381	4,855,684	4,967,321	5,078,948	4,657,448	4,828,400

G-3

Colombia	1,399,000	757,000	639,000	674,000	546,000	730,000	n.a	n.a
Mexico	20,241,000	21,394,670	19,351,030	19,392,010	19,042,730	20,641,360	19,810,370	19,667,700
Venezuela	700,000	759,000	814,000	685,000	587,000	469,047	584,399	431,000
TOTAL	22,340,000	22,910,670	20,804,030	20,751,010	20,175,730	21,840,407	20,394,769	20,098,700

Non-Grouped

Cuba	762,700	1,004,300	1,170,100	1,415,800	1,602,800	1,773,986	1,774,541	1,685,231
Dominican Republic	1,775,900	1,925,600	2,211,400	2,309,100	2,649,400	2,459,586	2,868,915	2,811,389
Panama	417,176	442,719	504,454	528,833	555,026	600,169	737,102	686,426
TOTAL	2,955,776	3,372,619	3,885,954	4,253,733	4,807,226	4,833,741	5,380,558	5,183,046

Central America

Costa Rica	581,264	560,026	581,558	669,453	734,158	800,795	812,022	n.a
El Salvador	153,528	163,739	206,216	189,257	229,967	233,627	223,910	252,689
Guatemala	299,538	269,070	302,731	31,380	358,079	365,835	407,823	400,529
Honduras	264,000	255,000	303,000	318,000	227,344	236,534	229,807	209,824
Nicaragua	95,000	105,000	123,000	135,763	152,910	171,668	171,826	169,337
TOTAL	1,393,330	1,352,835	1,516,505	1,343,853	1,702,458	1,808,459	1,845,388	1,032,379

Associate Member

Aruba	618,900	640,800	646,000	647,400	683,300	721,224	691,419	642,627
France - Guadeloupe	640,000	625,000	660,000	693,000	711,000	807,040	n.a	n.a
France - Martinique	457,200	477,000	513,200	548,800	564,300	526,290	460,383	447,891
France - French Guyana	n.a	n.a	n.a	n.a	n.a	n.a	n.a	n.a
Netherlands Antilles	781,700	662,100	726,100	738,000	723,100	692,841	676,249	653,646
TOTAL	2,497,800	2,404,900	2,545,300	2,627,200	2,681,700	2,747,395	1,828,051	1,744,164

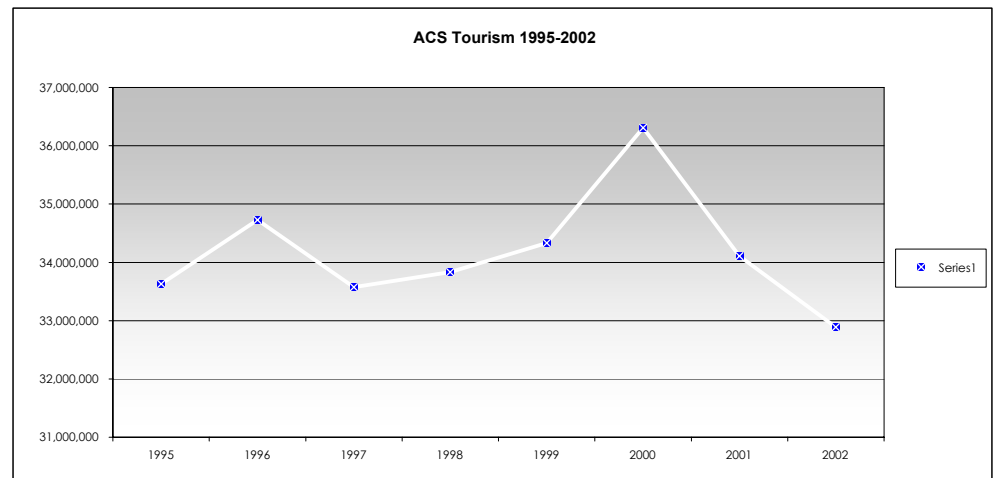
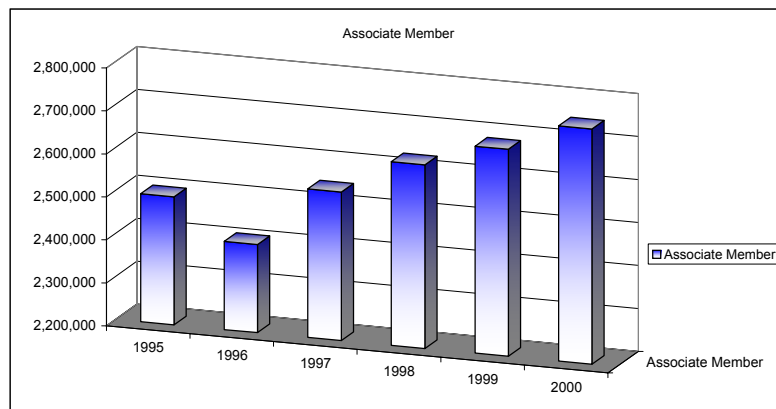
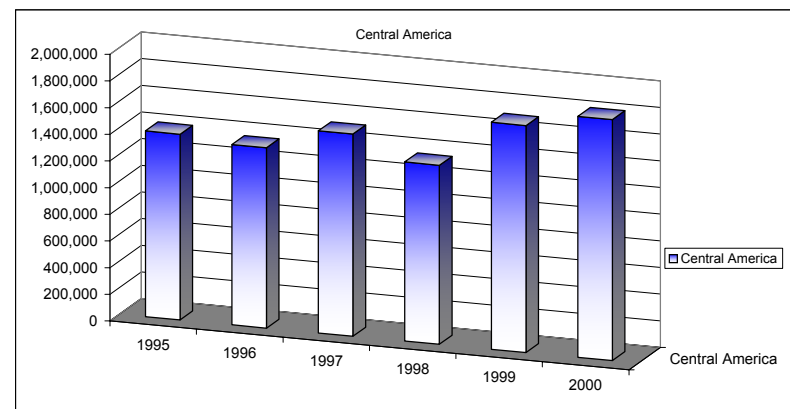
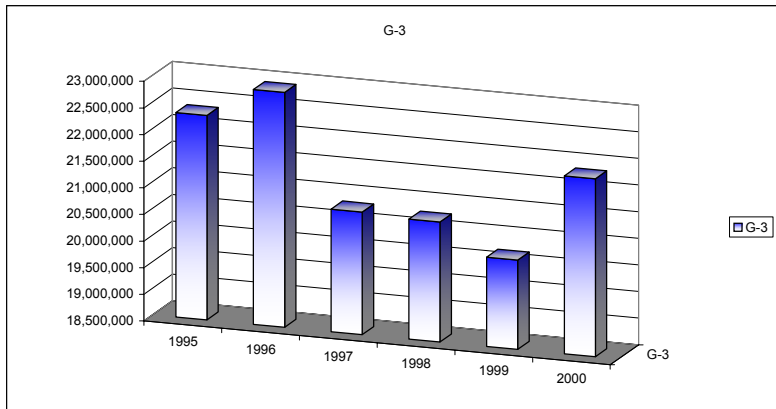
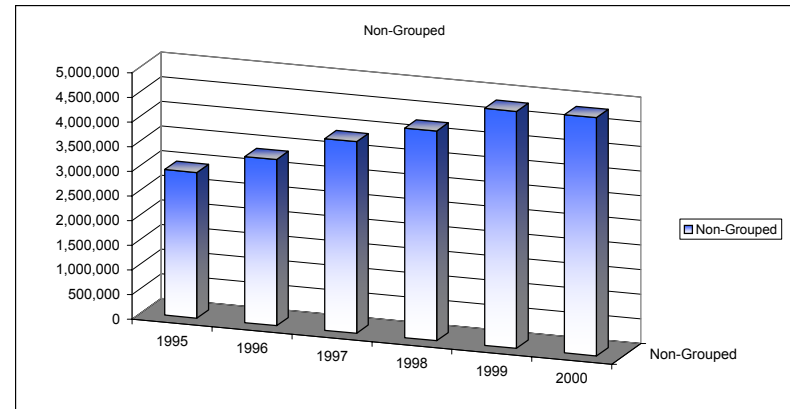
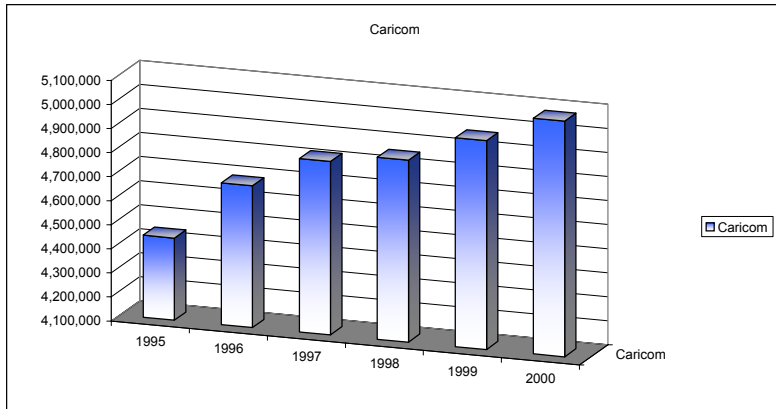
Antillas Neerlandesas

Bonaire	59,400	65,100	62,800	61,700	61,500	51,269	50,395	41,216
Curacao	223,800	214,300	205,000	198,600	198,300	191,230	204,603	217,963
Saba	10,000	9,800	10,600	10,600	9,300	9,120	9,005	9,683
S. Estaquio	8,800	8,200	8,500	8,600	9,200	8,930	9,597	4,483
St. Maaten	479,700	364,700	439,200	458,500	444,800	432,292	402,649	380,301

GRAND TOTAL

33,627,642	34,729,578	33,572,170	33,831,480	34,334,435	36,308,950	34,106,214	32,886,689
-------------------	-------------------	-------------------	-------------------	-------------------	-------------------	-------------------	-------------------

TOTAL NUMBER OF VISITORS (STAY OVER)



TOTAL NUMBER OF ROOM

ACCOMMODATION

Caricom

	1995	1996	1997	1998	1999	2000	2001	2002
Antigua and Barbuda	3,317	3,185	3,185	3,185	3,185	3,185	n.a	n.a
The Bahamas	13,421	13,288	13,288	14,243	14,153	13,824	n.a	n.a
Barbados	5084	6315	5349	5752	5810	6456	6781	6742
Belize	3,708	3,690	3,905	3,921	3,963	3,963	4,334	4,705
Dominica	588	764	824	847	867	890	890	890
Grenada	1,652	1,669	1,775	1,802	1,800	1,822	1,734	1,734
Guyana	639	639	730	730	730	730	n.a	n.a
Haiti	1,758	1,758	1,758	1,758	1,758	1,758	n.a	n.a
Jamaica	20,896	21,984	22,945	22,715	23,067	23,640	24,007	24,239
St. Kitts & Nevis	1,563	1,610	1,729	1,762	1,754	1,754	n.a	n.a
St. Lucia	3,974	3,986	4,014	4,077	4,125	4,428	4,428	4,428
St. Vincent & the Grenadines	1,176	1,251	1,254	1,550	1,540	1,747	1,762	1,689
Suriname	1,024	1,088	1,276	1,276	1,276	1,276	n.a	n.a
Trinidad & Tobago	3,107	3,536	3,652	3,971	4,236	4,532	4,850	5,135
TOTAL	289,192	296,436	310,076	316,041	332,078	325,155	289,760	40,835

G-3

Colombia	48,826	51,070	52,340	53,352	53,195	53,195	53,970	n.a
Mexico	370,298	381,522	382,364	396,968	419,608	421,850	458,123	469,488
Venezuela	64,816	67,210	71,737	73,813	73,560	76,016	78,212	79,983
TOTAL	483,940	499,802	506,441	524,133	546,363	551,061	590,305	549,471

Non-Grouped

Cuba	24,233	29,663	31,757	35,708	37,114	38,072	n.a	n.a
Dominican Republic	32,475	35,729	38,250	44,665	49,623	51,916	53,964	n.a
Panama	9,226	10,025	11,625	12,425	12,752	13,974	14,246	n.a
TOTAL	65,934	75,417	81,632	92,798	99,489	103,962	68,210	0

Central America

Costa Rica	11,862	13,128	13,437	13,413	13,714	14,122	14,990	n.a
El Salvador	3,450	3,500	3,750	4,000	4,535	4,800	4,996	n.a
Guatemala	12,033	13,113	13,854	14,744	15,378	16,230	16,595	17,313
Honduras	10,022	10,700	11,428	12,205	12,891	13,943	15,906	17,178
Nicaragua	1,942	2,119	2,217	2,566	2,764	2,586	n.a	4,225
TOTAL	23,997	25,932	27,499	29,515	31,033	32,759	32,501	38,716

Associate Member

Aruba	6,881	6,822	6,962	7,212	7,320	7,500	n.a	n.a
France-Guadalupe	7,917	8,294	11,113	8,371	8,260	8,136	n.a	n.a
France-Martinique	n.a	7,300	7,400	7,400	7,341	8,733	n.a	n.a
France-Guyana	n.a	n.a	n.a	n.a	n.a	n.a	n.a	n.a
Netherlands Antilles	7,034	7,644	8,077	7,956	6,971	0	0	0
TOTAL	21,832	30,060	33,552	30,939	29,892	24,369	0	0

Antillas Neerlandesas

Bonaire	1,052	1,128	1,069	1,086	989	n.a	n.a	n.a
Curacao	1,950	2,343	2,696	2,528	2,768	n.a	n.a	n.a
Saba	186	186	186	91	87	n.a	n.a	n.a
S. Eстаquιο	139	77	77	77	62	n.a	n.a	n.a
St. Maarten	3,707	3,910	4,049	4,174	3,065	n.a	n.a	n.a

GRAND TOTAL

884,895	927,647	959,200	993,426	1,038,855	1,037,306	980,776	629,022
----------------	----------------	----------------	----------------	------------------	------------------	----------------	----------------

